

Louisiana Nonprofit EO
Historical Financial Summary
Analysis
as of April 11, 2016
(ANSA LA1)

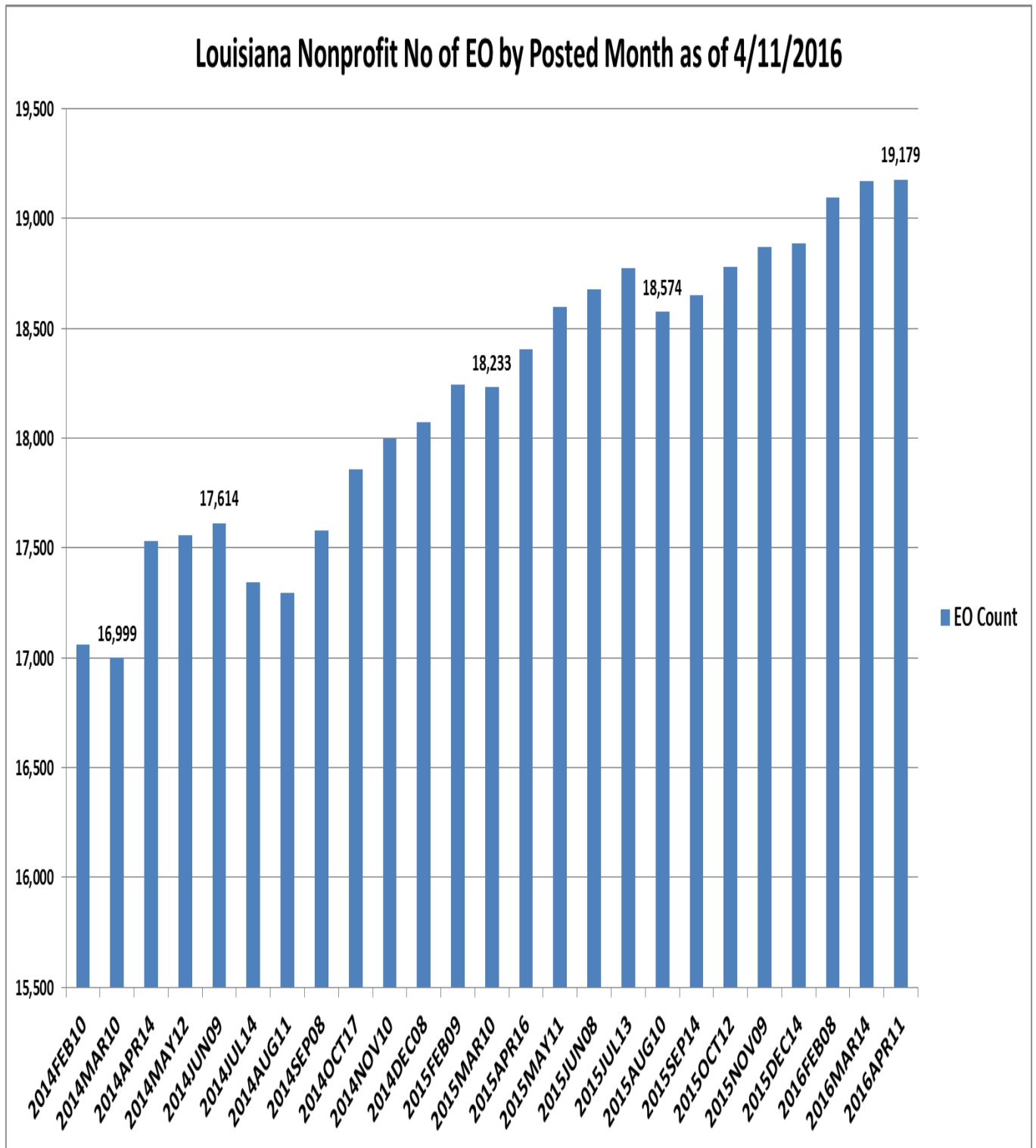
April 22, 2016
Prepared by David Yoo

Mission: *This newsletter is free and open to share nonprofit information with the nonprofit workers and nonprofit researchers who are engaged in the nonprofit projects for industry, community, university and government.*

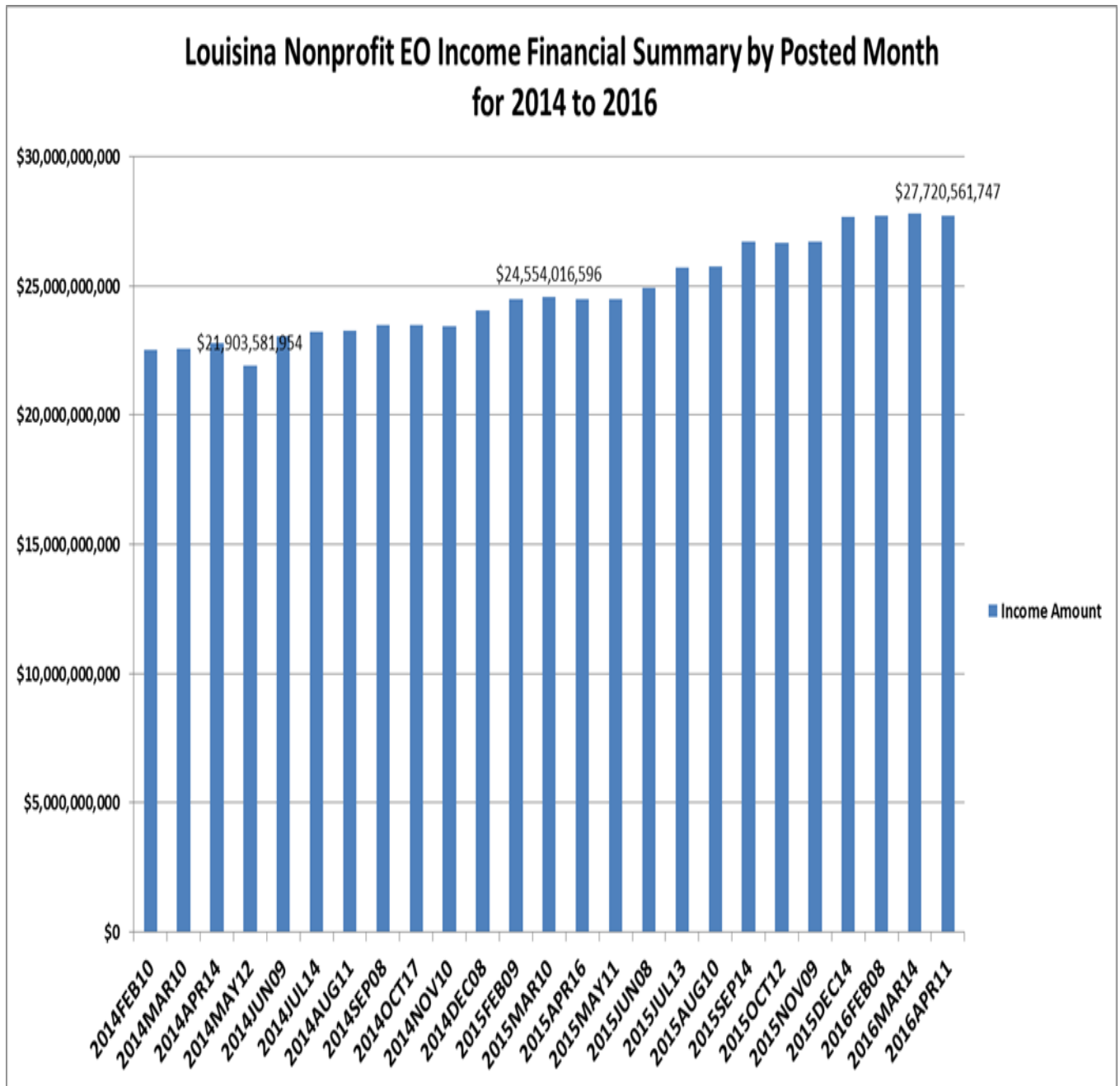
1) Louisiana Nonprofit EO Financial Historical Summary by IRS Post Month in 2014 to 2016

Posted Month	EO Count	Income Amount	Revenue Amount	Asset Amount
2014FEB10	17,059	\$22,529,722,560	\$18,962,177,228	\$55,674,792,621
2014MAR10	16,999	\$22,547,575,553	\$18,961,879,126	\$55,676,447,014
2014APR14	17,531	\$22,765,827,919	\$19,040,780,700	\$55,974,383,680
2014MAY12	17,559	\$21,903,581,954	\$18,201,412,972	\$55,045,623,425
2014JUN09	17,614	\$23,053,563,206	\$19,355,359,896	\$56,797,243,113
2014JUL14	17,344	\$23,211,879,830	\$19,357,209,103	\$56,554,564,369
2014AUG11	17,296	\$23,273,408,071	\$19,350,134,401	\$32,589,527,997
2014SEP08	17,578	\$23,476,251,950	\$19,533,439,300	\$32,751,787,311
2014OCT17	17,857	\$23,502,326,142	\$19,523,013,489	\$32,861,347,621
2014NOV10	17,997	\$23,427,048,419	\$19,458,728,967	\$32,828,072,493
2014DEC08	18,073	\$24,061,268,614	\$20,207,140,649	\$34,004,969,440
2015FEB09	18,246	\$24,492,661,916	\$20,492,390,020	\$34,530,073,673
2015MAR10	18,233	\$24,554,016,596	\$20,507,362,464	\$34,647,621,332
2015APR16	18,407	\$24,493,139,325	\$20,542,614,813	\$34,915,667,562
2015MAY11	18,600	\$24,504,477,591	\$20,537,127,188	\$35,037,293,549
2015JUN08	18,680	\$24,902,670,620	\$20,997,729,961	\$35,692,802,882
2015JUL13	18,777	\$25,709,105,399	\$20,990,547,179	\$35,592,673,642
2015AUG10	18,574	\$25,748,181,476	\$21,024,170,331	\$35,570,554,447
2015SEP14	18,653	\$26,686,913,286	\$21,877,522,016	\$36,122,456,811
2015OCT12	18,781	\$26,662,027,425	\$21,886,392,315	\$36,163,437,279
2015NOV09	18,869	\$26,695,975,422	\$21,910,469,752	\$35,974,850,606
2015DEC14	18,890	\$27,675,690,221	\$22,733,451,994	\$36,491,017,974
2016FEB08	19,098	\$27,724,972,699	\$22,825,422,674	\$36,718,603,449
2016MAR14	19,169	\$27,794,282,451	\$22,891,014,553	\$36,832,616,682
2016APR11	19,179	\$27,720,561,747	\$22,921,291,410	\$36,836,089,245

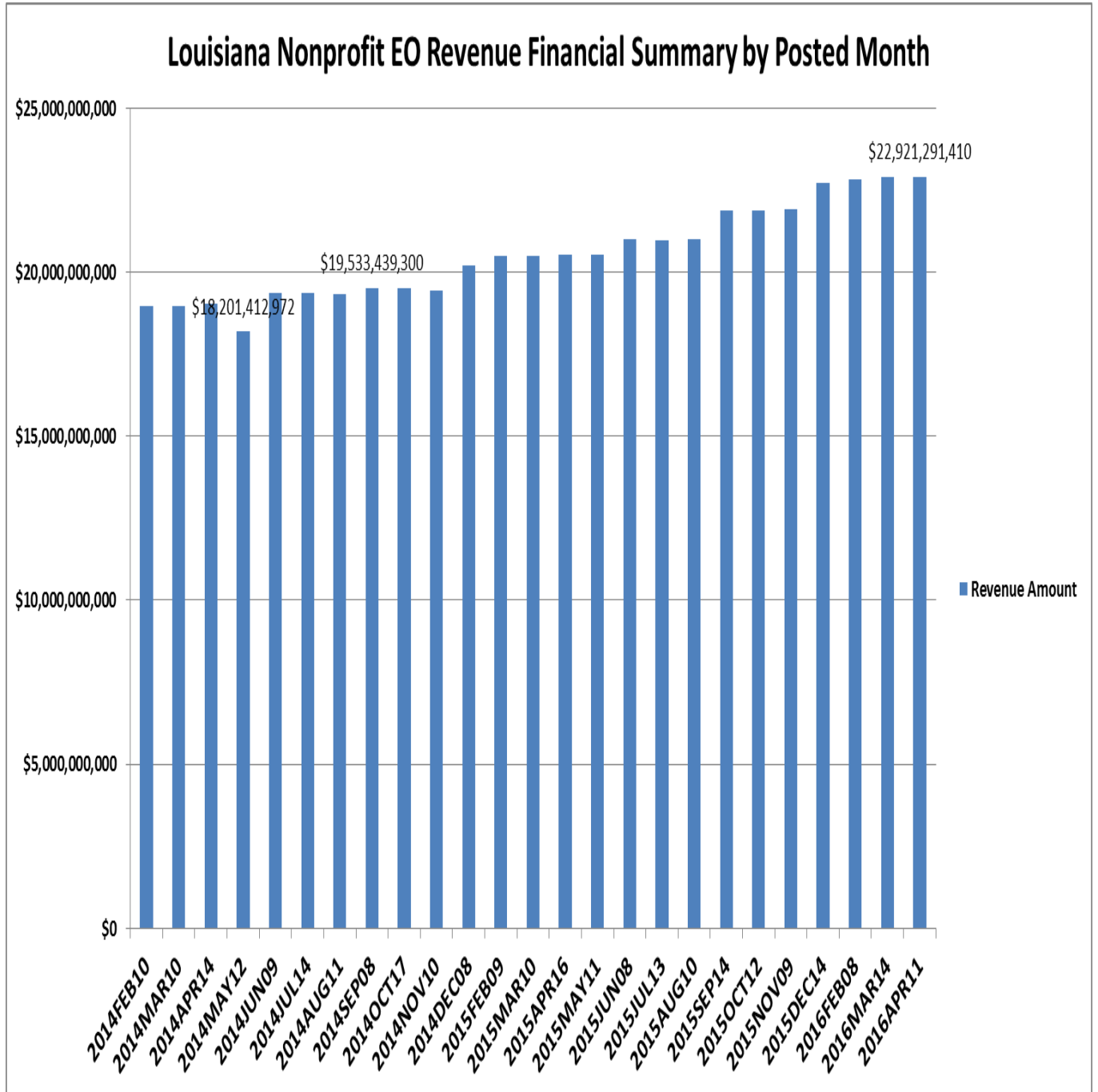
2) Louisiana Nonprofit No of EO by Post Month for 2014 to 2016



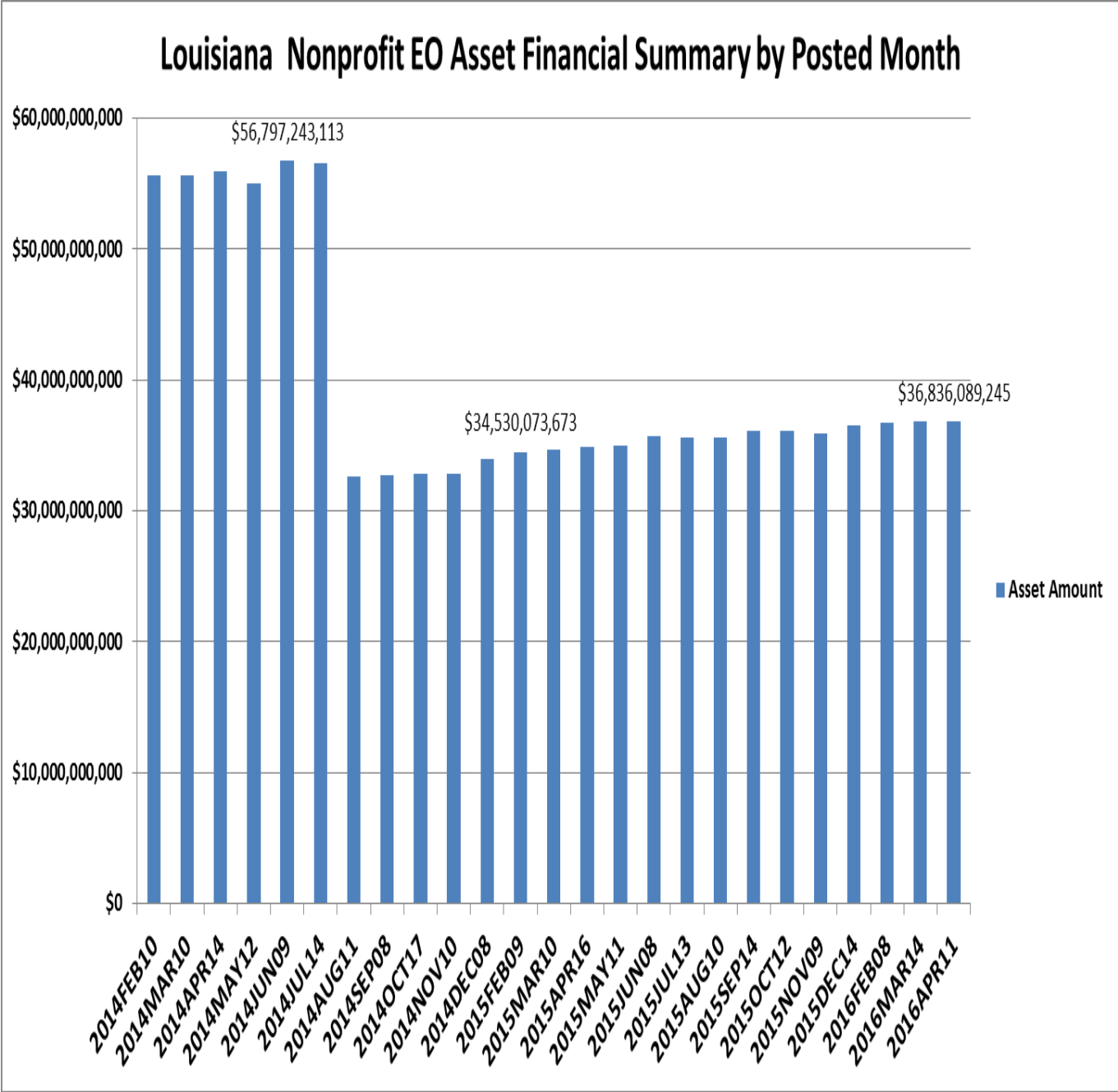
3) Louisiana Nonprofit EO Income Amount by Post Month for 2014 to 2016



4) Louisiana Nonprofit EO Revenue Amount by Post Month for 2014 to 2016



5) Louisiana Nonprofit EO Asset Amount by Post Month for 2014 to 2016



6) Notes

Data: IRS EO Data Posted as of April 11, 2016

Contact: David Yoo (HanaSoul) via email dcyoo@cox.net

Welcome Ideas & Suggestions

State Directory: "Louisiana State Nonprofit Exempt Organization Directory"

(The directory contains 14 fields; EO Name, EO Tax ID, Contact Name, Address, City, State, ZIP, Exemption Type, Ruling Year, Asset Amount, Income Amount, Revenue Amount, Ruling Year, and NTEE Activity Type). Sorted by EO Name

Abbreviations:

"EO" = Tax Exempt Organization (Nonprofit)